



1295 Morningside Ave Units 16, 17, & 18  
Toronto ON M1B 4Z4 Canada  
Telephone: 416-261-4865 Fax: 416-261-7879  
www.scigiene.com



# TxConfig USB Interface

## INSTRUCTIONS MANUAL V1.0x

### INTRODUCTION

The TxConfig USB is the configuration interface to configure the family of Smart Transmitters with 0 to 10Vdc and 4 to 20mA outputs. By using this interface the user can either perform the transmitter configuration without an external power supply and connected to the current loop. This interface works together TxConfig software.

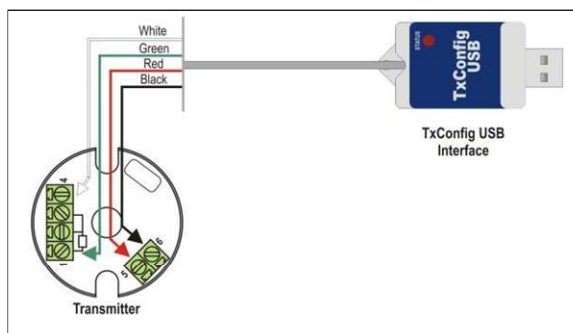
### CHARACTERISTICS

- Easy to install, no special driver needed;
- USB communication between the PC and the transmitter;
- Configures the transmitter without external power supply, powered by USB bus;
- Electrical connections made easy;
- Compatible with USB 1.1 and 2.0;
- Operating system: Windows 7, 8 / 8.1 and 10.

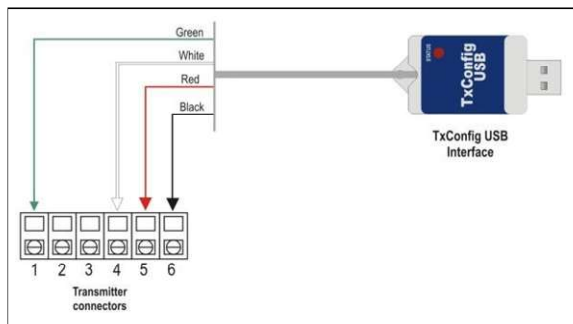
### ELECTRICAL INSTALLATION

- Connect the interface to the transmitter as shown in the following figures depending on the model you are configuring;
- Connect the interface to a free USB port on the PC;
- The TxConfig USB interface shall be automatically installed without any external driver.
- Launch the previously installed TxConfig software in order to perform the transmitter configuration.

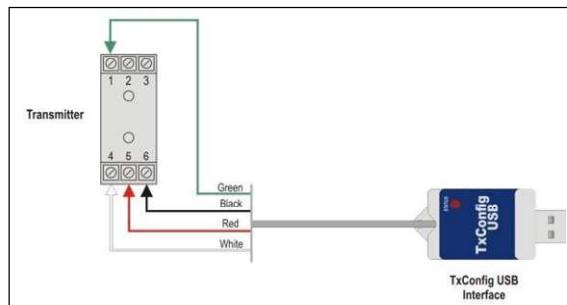
#### 1. TxBlock / TxIsoBlock Transmitter



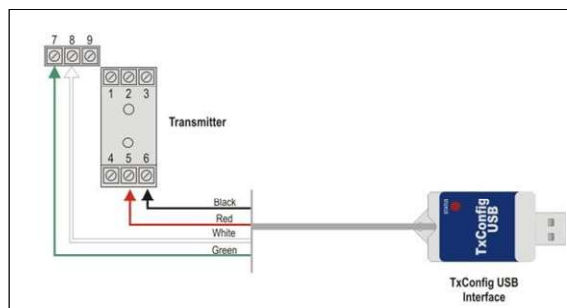
#### 2. RHT / Temp Transmitter



#### 3. TxRail Transmitter



#### 4. TxIsoRail Transmitter



### OPERATION

Follow the instructions from the TxConfig Software (check Help menu);

Status Led:

- Led on: means the interface was installed and is ready to be used.
- Led blinking: means the configuration data is being sent.



**Warning:** When performing the configuration with the transmitter connected to the process loop, **do not connect the black and red wires to the transmitter in order to avoid an irreversible damage to the interface.** Connect only the white and green wires as shown in the figures above.

### WARRANTY

This product is covered by a 12-month warranty provided the purchaser presents the sales receipt and the following conditions are met:

- Products are covered for one year from the original date of purchase. Please retain the dated sales receipt as evidence of the date of purchase. You will need it for any warranty service.
- Within this period, warranty against defects in material and workmanship under normal use is free of charge
- For repair, send the product and the sales receipt to our address. Expenses and transportation risks are under the purchaser's responsibility.
- This warranty does not cover any damage due to accident, misuse, abuse, or negligence.